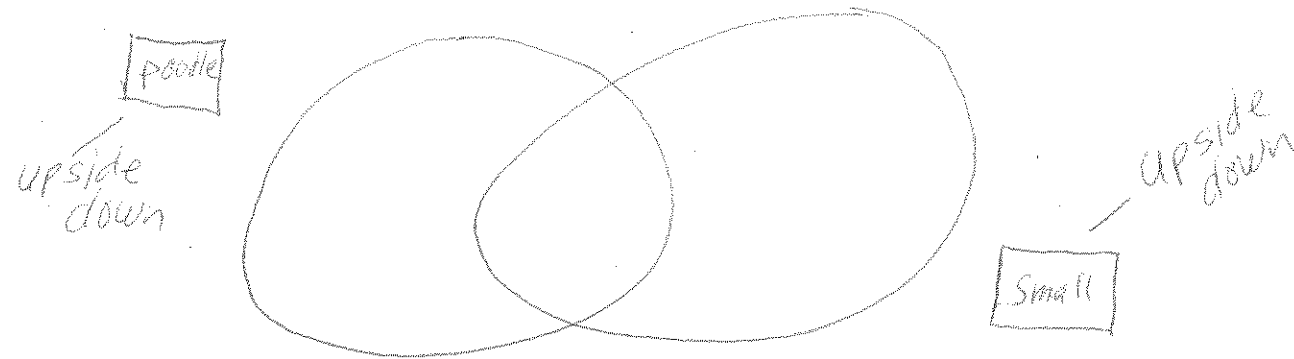


Directions for Attribute Project


1. Print out the third grade Attribute Project pages 1 and 2.
2. Cut out the Label Cards and the Picture Cards.
3. Cut two pieces of string the length of a yardstick.
4. Lay out ,on the floor in two overlapping loops like a Venn Diagram.
5. Player 1 chooses two label cards and places them **facedown**, one next to each loop. Like this:



6. Player 2 tries to discover what the labels are by placing picture cards one by one in any of the loop spaces and asking, "Does this belong?" Player one can only answer *yes or no*.


PROJECT
5

Picture Cards



Cut on the dashed lines.





Attributes

Values

Kind of Dog

Labrador

poodle

Size

large

small

Position

sitting

standing

Color

light

dark

Cut on the dashed lines.