






















































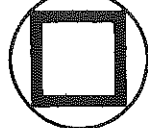


















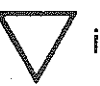











Look at the first two figures. Decide how they are related. Find the figure that is related to the third figure in the same way that the first two figures are related. Draw a circle around the figure that completes the analogy.

Example:  is like  as  is like 

|   |   |
|---|---|
| 1.  is like  as  is like       | a.  b.  c.   |
| 2.  is like  as  is like       | a.  b.  c.   |
| 3.  is like  as  is like    | a.  b.  c.    |
| 4. <b>A</b> is like <b>A</b> as <b>N</b> is like  | a. <b>n</b> b. <b>N</b> c. <b>z</b>   |
| 5.  is like  as  is like | a.  b.  c.    |
| 6.  is like  as  is like | a.  b.  c.   |
| 7.  is like  as  is like | a.   b.   c.  |

Look at the first two figures. Decide how they are related. Find the figure that is related to the third figure in the same way that the first two figures are related. Draw a circle around the figure that completes the analogy.

Example:  is like  as  is like 

|   |  |
|---|--|
| 1.  is like  as  is like       | a.  b.  c.        |
| 2.  is like  as  is like       | a.  b.  c.        |
| 3.  is like  as  is like       | a.  b.  c.        |
| 4.  is like  as  is like | a.  b.  c.  |
| 5.  is like  as  is like | a.  b.  c.  |
| 6.  is like  as  is like | a.  b.  c.  |
| 7.  is like  as  is like | a.  b.  c.  |